

# OUR COMMUNITY

## MYRTLE BEACH




### KEY FACTS FOR MYRTLE BEACH

- **Population:** 38,417
- **Persons in Poverty:** 6,778 19.4%
- **Median Gross Rent for Housing:** \$1,000


\*Source: 2021 U.S. Census

One Adult



Average Housing Cost: \$847/mo  
Minimum Hourly Wage Needed: \$12.05

One Adult & One Preschooler



Average Housing Cost: \$997/mo  
Minimum Hourly Wage Needed: \$20.29

\*Source: United Way Self-Sufficiency Standard

## HIGH COST OF LIVING



\*Source: Bureau of Labor

Average Hourly Wage in Myrtle Beach: \$18.87

Average Hourly Wage of Our Clients: \$11.15

## LOW WAGES

Much of the local economy is reliant on the hospitality and tourist industries.


As of June 2022, approximately 48,100 jobs in the area are in the hospitality industry.



\*Source: Bureau of Labor

## SEASONAL JOBS

\*Source: 2022 Kids Count Profile



In South Carolina, 321,000 children live in households that lack secure employment.

Statewide, 298,000 children live in households with a high housing cost burden.

## GENERATIONAL IMPACT

# OUR RESPONSE


---

## HELPING HAND OF MYRTLE BEACH

(JAN 2022-DEC 2022)




4,365



TOTAL HOUSEHOLDS SERVED

---




3,616

HOUSEHOLDS RECEIVING FOOD


---

88



HOUSEHOLDS RECEIVING  
TRANSPORTATION ASSISTANCE

---



425

HOUSEHOLDS RECEIVING UTILITY  
ASSISTANCE

---

69



HOUSEHOLDS RECEIVING RENTAL  
ASSISTANCE